

Teach Yourself To Play Guitar

MORTY MANUS & RON MANUS

GETTING STARTED	
A Short History of the Guitar	2
Types of Guitars	3
Buying a Guitar	5
Caring for Your Guitar	5
Tuning Your Guitar	6
Holding the Guitar	7
Getting Acquainted With Music	9
Getting Acquainted With Tablature	10
NOTES ON THE FIRST STRING E	11
<i>Songs & Exercises: Mixing It Up, More Mixing</i>	12
● MINI MUSIC LESSON: Sound Off (How to Count Time)	13
<i>Songs & Exercises: Playing Different Kinds of Notes and</i> <i>Time Signatures</i>	14
NOTES ON THE SECOND STRING B	15
<i>Songs & Exercises: Two-String Rock</i>	15
Beautiful Brown Eyes, Guitar Rock	16
Merry-Go-Round	17
Jingle Bells	18
NOTES ON THE THIRD STRING G	19
<i>Songs & Exercises: Au Clair de la Lune</i>	19
Three-String Rock, Aura Lee	20
Largo from the New World Symphony	21
● MINI MUSIC LESSON: Introducing Chords	22
<i>Songs & Exercises: Meet the Chords</i>	22
THE THREE-STRING C CHORD	23
<i>Songs & Exercises: Ode to Joy</i>	23
● MINI MUSIC LESSON: Introducing the Quarter Rest	24
<i>Songs & Exercises: Rock 'n' Rhythm</i>	24
THE THREE-STRING G7 CHORD	25
<i>Songs & Exercises: Down in the Valley</i>	25
Mary Ann	26
THE THREE-STRING G CHORD	27
<i>Songs & Exercises: Rockin' with G and C</i>	27
NOTES ON THE FOURTH STRING D	28
<i>Songs & Exercises: Reuben Reuben</i>	28
Old MacDonald Had a Farm, G Whiz	29
Goodnight Ladies, Daisy Bell	30
FOUR-STRING CHORDS: G AND G7	32
<i>Songs & Exercises: Rockin' the Chimes</i>	32
Laughing Troll	33
NOTES ON THE FIFTH STRING A	34
<i>Songs & Exercises: Peter Gray</i>	34
Boogie Style	35
INTRODUCING HIGH A	36
<i>Songs & Exercises: Rockin' in Dorian Mode</i>	36
● MINI MUSIC LESSON: Incomplete Measures	37
<i>Songs & Exercises: A-Tiskit, A-Tasket</i>	37
The Riddle Song	38
NOTES ON THE SIXTH STRING E	39
● MINI MUSIC LESSON: The Natural Scale	39
<i>Songs & Exercises: Silver Threads Among the Gold</i>	40
● MINI MUSIC LESSON: Tempo Signs	41
<i>Songs & Exercises: Plaisir d'amour</i>	41
● MINI MUSIC LESSON: Bass-Chord Accompaniments	42
<i>Songs & Exercises: Can-Can Duet</i>	43
● MINI MUSIC LESSON: Dynamics	44
<i>Songs & Exercises: Echo Song</i>	44
● MINI MUSIC LESSON: Signs of Silence	46
<i>Songs & Exercises: Give It a Rest</i>	46
THE FOUR-STRING C CHORD	47
<i>Songs & Exercises: When The Saints Go Marching In</i>	47
● MINI MUSIC LESSON: Ties	48
<i>Songs & Exercises: The Sidewalks of New York</i>	48
O Happy Day	49
● MINI MUSIC LESSON: More Bass-Chord Accompaniment	50
<i>Songs & Exercises: Cielito Lindo</i>	51
● MINI MUSIC LESSON: Eighth Notes	52
<i>Songs & Exercises: Eighth Note Rock</i>	52
Happy Birthday, Speed Drill	53
● MINI MUSIC LESSON: Sharps, Flats, and Naturals	54
● MINI MUSIC LESSON: The Chromatic Scale	55
<i>Songs & Exercises: Chromatic Rock</i>	55
THE FOUR-STRING D7 CHORD	56
<i>Songs & Exercises: Four-Beat Blues</i>	56
Rockin' the Bach	57
Amazing Grace, Frankie and Johnnie	58
Pachelbel's Canon	59
● MINI MUSIC LESSON: The Major Scale	60
● MINI MUSIC LESSON: Key Signatures	61
<i>Songs & Exercises: This Land Is Your Land</i>	62
La Bamba	63
● MINI MUSIC LESSON: Dotted Quarter Notes	64
<i>Songs & Exercises: Auld Lang Syne</i>	64
Rockabilly Bass Line	65
Hava Nagila	66
ADVANCED TABLATURE TECHNIQUES	
Bends	68
Pick Bend & Release	69
Hammer-On	70
Pull-Off	71
Slides	72
Palm Mute	73
TABLATURE LICKS	74
DICTIONARY OF TABLATURE TECHNIQUES	77
GUITAR NOTE CHART	78
MAGIC CHORD ACCOMPANIMENT GUIDE	79
GUITAR FINGERBOARD CHART	80

Avalon® Acoustic Guitar on the cover is a product of Fender Musical Instruments.
 Photo courtesy of Fender. Fender Stratocaster® photograph by J. Jeff Leland.
 Fender Stratocaster® courtesy of Carl Culpepper.

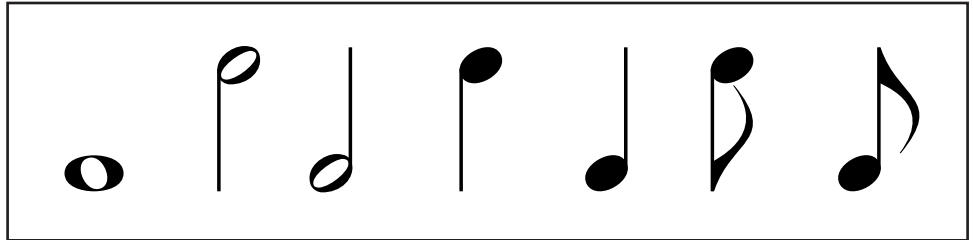
Cover Design: Ted Engelbart
 Book Design: Susan Hartman
 Production: Bruce Merrill Goldes / Paul Woodring

GETTING STARTED

GETTING ACQUAINTED WITH MUSIC

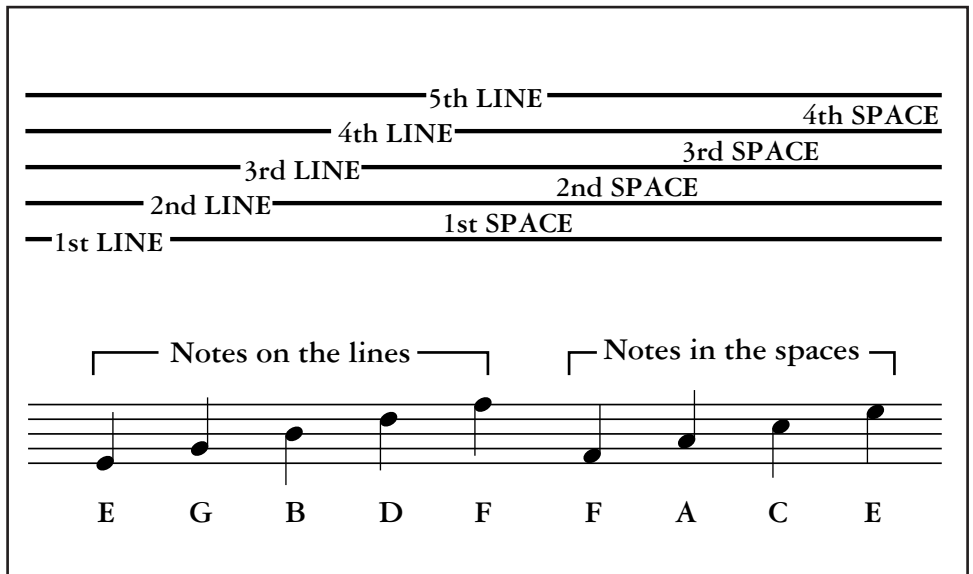
Notes

Musical sounds are indicated by symbols called NOTES. Their time value is determined by their color (white or black) and by stems and flags attached to the note.



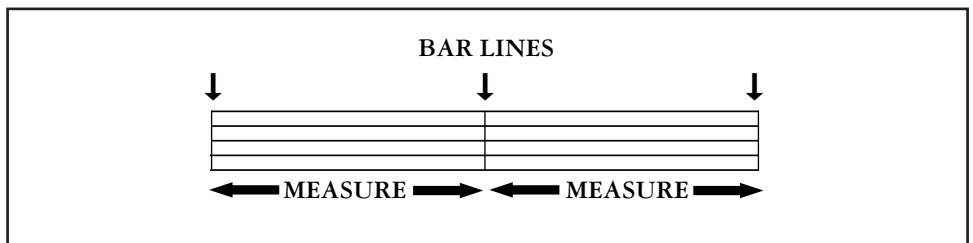
The Staff

The name and pitch of the notes are determined by the note's position on a graph made of five horizontal lines, and the spaces in between, called the staff. The notes are named after the first seven letters of the alphabet (A-G), repeated to embrace the entire range of musical sound.



Measures and Bar Lines

Music is also divided into equal parts, called MEASURES. One measure is divided from another by a BAR LINE.



Clefs

During the evolution of music notation, the staff had from two to twenty lines, and symbols were invented to locate a reference line, or pitch, by which all other pitches were determined. These symbols were called clefs.

Music for the guitar is written in the G or treble clef. Originally the Gothic letter G was used on a four-line staff to establish the pitch of G:

