

## Violin Book (page 22)


Four full-performance pieces represent the Baroque, Classical, Romantic and Contemporary eras

- Each performance piece begins with a synopsis of the period and how it relates to world history, and the most popular composers of the time
- A marker shows where the piece fits in on a music history timeline
- All pieces are arranged by renowned composer, Richard Meyer
- A Melody part and an Accompaniment part are provided for each performance piece

## Violin Book (page 29)

Five Activity Pages of playing and written exercises focus on music theory, ear training, composition, improvisation, and world music

- These activities reinforce previously learned concepts and tie in with curriculum from other classes
- A brief introduction to vibrato follows a section exploring the blues
- A solo with piano accompaniment is provided for each instrument
- String Explorer* meets and exceeds the USA National Standards for Music Education and most State Standards



**BAROQUE**  
1600-1750


**EXPLORING THE BAROQUE ERA**

The term *Baroque* is used to describe music written from approximately 1575 to 1750. The word originally applied to richly ornamented architecture of that time, and *Baroque* music may be said to be similarly fancy and elaborate. Bach, Handel, Vivaldi and Corelli are known for the string music they composed during the Baroque era.

**CLASSICAL**  
1750-1825

**ROMANTIC**  
1825-1900


**CONTEMPORARY**  
1900-Present



**Brandenburg Concerto No. 5** Johann Sebastian Bach (1685-1750)  
BWV 1056


**Melody**

*Allegro*




**Accompaniment**

*Allegro*




22


ARIZONA DAKOTA'S ACTIVITY PAGE 3



**Exploring Music Theory** Complete the melody below. You may add only one note to each measure. Use the note printed above the staff. Then play the melody.




**Exploring Ear Training** Try playing "Ode to Joy" using only your first finger. Have fun sliding up and down the D string.




**Exploring Composition** Contrary motion refers to two melodies moving in opposite directions. When one goes up the scale, the other goes down and vice-versa.

The bottom part of this duet moves in contrary motion to the top part. Can you complete it? Then, with a friend, play this contrary-motion duet.



**Exploring Improvisation** This is a **pentatonic scale**.




- Write the pitch names under the notes.
- Using pitches from the pentatonic scale, improvise a melody using the rhythm provided.
- Try changing the order of pitches when you repeat.

**Exploring World Music** The *erhu* is a two-string Chinese fiddle with a long and rich heritage. The hair of the bow actually passes between the two strings, so it is always attached to the fiddle. The following tune is a piece based on a poem written by the renowned poet Li Bai of the Tang Dynasty.

**Reminiscence of Lady Qin Er**

*Andante*



Learn to play "Reminiscence of Lady Qin Er" on your violin. Try to play it while holding your violin vertically on your lap, as an erhu performer would.

29