

Upon arriving at the piano lesson, Mozart Mouse and Beethoven Bear climbed out of the music bag and ran eagerly into the house. They couldn't wait any longer!

"We have a surprise for you!" the music friends cried together.

"Oh!" purred Clara Schumann-Cat. "I just love surprises. Whatever could it be?"

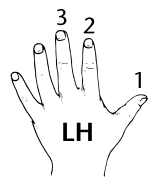
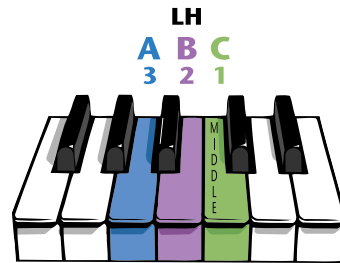
Mozart Mouse wondered if he were imagining things. He thought he could see Clara's eyes getting bigger as she spoke.

"Close your eyes," Beethoven Bear instructed her.

"Don't peek!" Mozart Mouse reminded her. Then he and Beethoven Bear carefully carried the mysterious object into the room.

- 1 Clap (or tap) *Close Your Eyes* and count aloud evenly.
- 2 Point to the notes & rests and count aloud evenly.
- 3 Say the finger numbers aloud while playing them in the air.
- 4 Play and say the finger numbers.
- 5 Play and say the note names.
- 6 Play and sing the words.

Close Your Eyes



Musical notation for the left hand, showing notes G, B, A, G, A, B, G with fingerings 1, 2, 3, 3, 2, 1 and rests.

Sing: Close your eyes! Wait to see our surprise.
 Count: 1 1 1 Rest 1 1 1 Rest 1 2 1 2 1 2 3 4

Student plays one octave higher with duet part.

Steady march (♩ = ♩³)

Teacher or Parent RH LH mf

Musical notation for a duet part, including a 15-measure rest for the student's hand.

*Cross over student's hand.

When Clara opened her eyes, she couldn't believe what she saw. Why, it was a Magical Music Book! It looked just like the one she had when she was a little kitten.

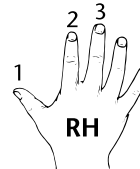
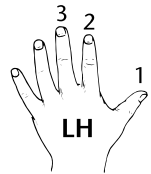
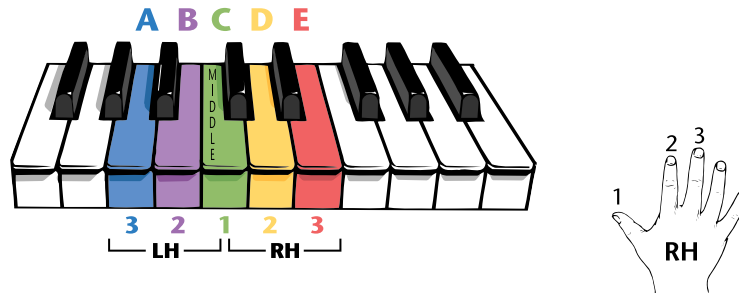
"Where did you get this?" she asked in a quiet whisper.

Beethoven Bear and Mozart Mouse told her all about how they had found the book in the Music Room, and the magical things it could do. Then Clara told them about the book she had when she was young. She looked a little sad as she began her story.

- 1 Clap (or tap) *My Book* and count aloud evenly.
- 2 Point to the notes and count aloud evenly.
- 3 Say the finger numbers aloud while playing them in the air.
- 4 Play and say the finger numbers.
- 5 Play and say the note names.
- 6 Play and sing the words.

My Book

MIDDLE C POSITION for Both Hands



Musical notation for the song 'My Book'. It features a single staff with notes and lyrics. The notes are: A (3), A (3), A (3), B (2), B (2), B (2), C (1), E (3), E (3), E (3), D (2), D (2), D (2), C (1), C (1), C (1), C (1). The lyrics are: Sing: Mag - i - cal book spar - kles and shines. This book re - minds me of one that was mine.

Sing: Mag - i - cal book spar - kles and shines. This book re - minds me of one that was mine.

Student plays one octave higher with duet part.

Musical notation for a duet part. It features two staves: 'Teacher or Parent' and 'Student'. The 'Teacher or Parent' part is in treble clef, 3/4 time, starting with a 'Relaxed' instruction and a 'pp' dynamic. The 'Student' part is in bass clef, 3/4 time, starting with a '5' finger number. The notation includes various note values, rests, and fingerings.